

# MF210 Datasheet

## MEDIUM-FLOW PRESSURE REGULATOR



Gas  
  Liquid  
 |  
  Diaphragm  
  Piston  
 |  
  Self-Venting  
  Non-Venting  
 |  
 Max Inlet: 40 bar (580 psi)  
 |  
 Max Outlet: 10 bar (145 psi)  
 |  
 Cv 1.8



### INTRODUCING THE MF210...

The MF210 is a single-stage, PTFE-lined diaphragm sensed pressure regulator. It provides enhanced sensitivity and control with non-hysteresis.

The MF210's design features no o-rings and is supplied with an unbalanced main valve as standard. In addition, it's PTFE-lined diaphragm is also Food and Drug Administration approved. For added versatility, it is offered with a range of end connectors including NPT, Tube Stub or VCR.

### SPECIFICATION

Max. Rated Inlet Pressure	40 bar (580 psi)
Outlet Ranges	Up to 10 bar (145 psi)
Design Proof Pressure	150% max. working pressure
Seat Leakage	In accordance with ANSI/FCI 70-3
End Connectors	NPT, Tube Stub or VCR
Weight	2.2kg (4.9lbs)

### STANDARD MATERIALS OF CONSTRUCTION

PART	MATERIALS
Body and Bonnet	AISI 316 / 316L Stainless Steel (UNS S31600 / S31603)
Main Valve Pin	AISI 316 / 316L Stainless Steel (UNS S31600 / S31603)
Soft Seat	PCTFE
Valve Spring	17-7 PH® Stainless Steel (UNS S17700)
Diaphragm	PTFE-Lined Elastomeric
Handwheel	Nylon
Loading Spring	Alloy Spring Steel

### FEATURES AND BENEFITS

#### 1 PTFE-LINED DIAPHRAGM

Enhanced sensitivity. Suitable for severe service or high purity applications.

#### 2 NO O-RINGS

Enhances the regulator's pressure and temperature operating ranges.

#### 3 WIDE RANGE OF END CONNECTORS

NPT, Tube Stub or VCR end connectors available for increased system veracity.

#### 4 LARGE HANDWHEEL

Low torque enhances pressure control for ease of operation.

Product availability and specifications contained herein are subject to change without notice. Consult local distributor or factory for potential revisions and/or service related issues. Pressure Tech Ltd support with product selection recommendations only - it is the users responsibility to ensure the product is suitable for their specific application requirements.



DESIGNED AND BUILT IN THE UK

**PRESSURE TECH LTD**  
 Unit 24, Graphite Way, Hadfield, Glossop, Derbyshire, UK, SK13 1QH  
 T +44 (0)1457 899 307  
 E info@pressure-tech.com  
 W www.pressure-tech.com

100119

PAGE:  
1 OF 4

# MF210 Datasheet

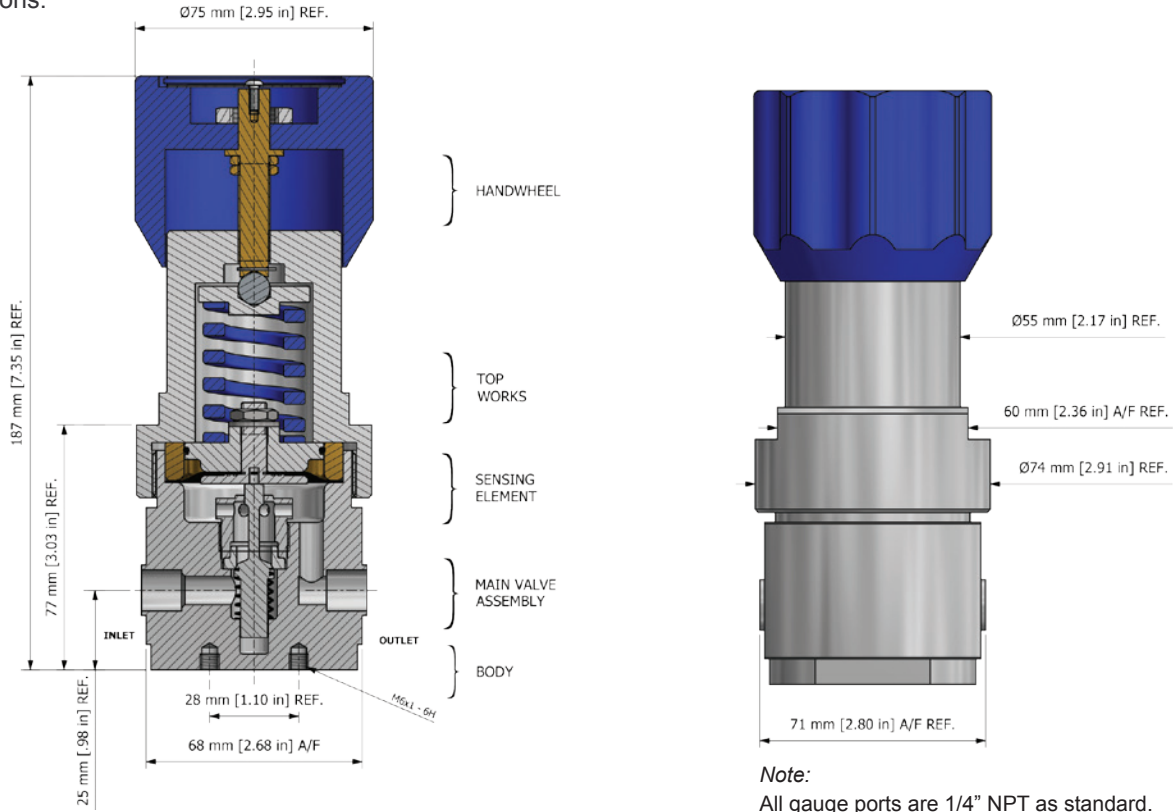
MEDIUM-FLOW PRESSURE REGULATOR



Gas  
  Liquid  
  Diaphragm  
  Piston  
  Self-Venting  
  Non-Venting  
 Max Inlet: 40 bar (580 psi)  
 Max Outlet: 10 bar (145 psi)  
 Cv 1.8

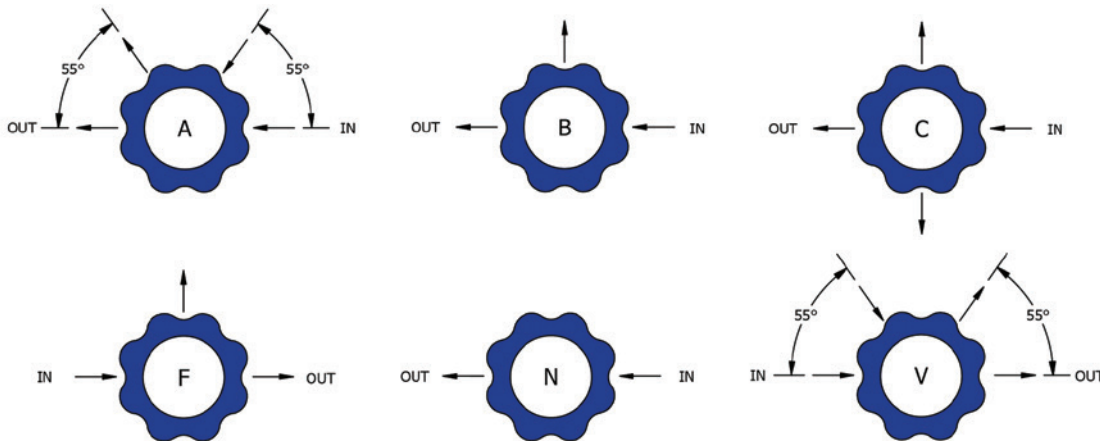
## DRAWINGS AND INSTALLATION DIMENSIONS

Dimensions shown for standard 1/2" Tube Stub (TS) option - please contact the office for additional connection options.



**Note:**  
All gauge ports are 1/4" NPT as standard.

## PORTING CONFIGURATIONS



**Note:**  
Additional porting configurations are available - please contact the office for further information.

Product availability and specifications contained herein are subject to change without notice. Consult local distributor or factory for potential revisions and/or service related issues. Pressure Tech Ltd support with product selection recommendations only - it is the users responsibility to ensure the product is suitable for their specific application requirements.



DESIGNED AND BUILT IN THE UK

**PRESSURE TECH LTD**  
 Unit 24, Graphite Way, Hadfield, Glossop, Derbyshire, UK, SK13 1QH  
 T +44 (0)1457 899 307  
 E info@pressure-tech.com  
 W www.pressure-tech.com

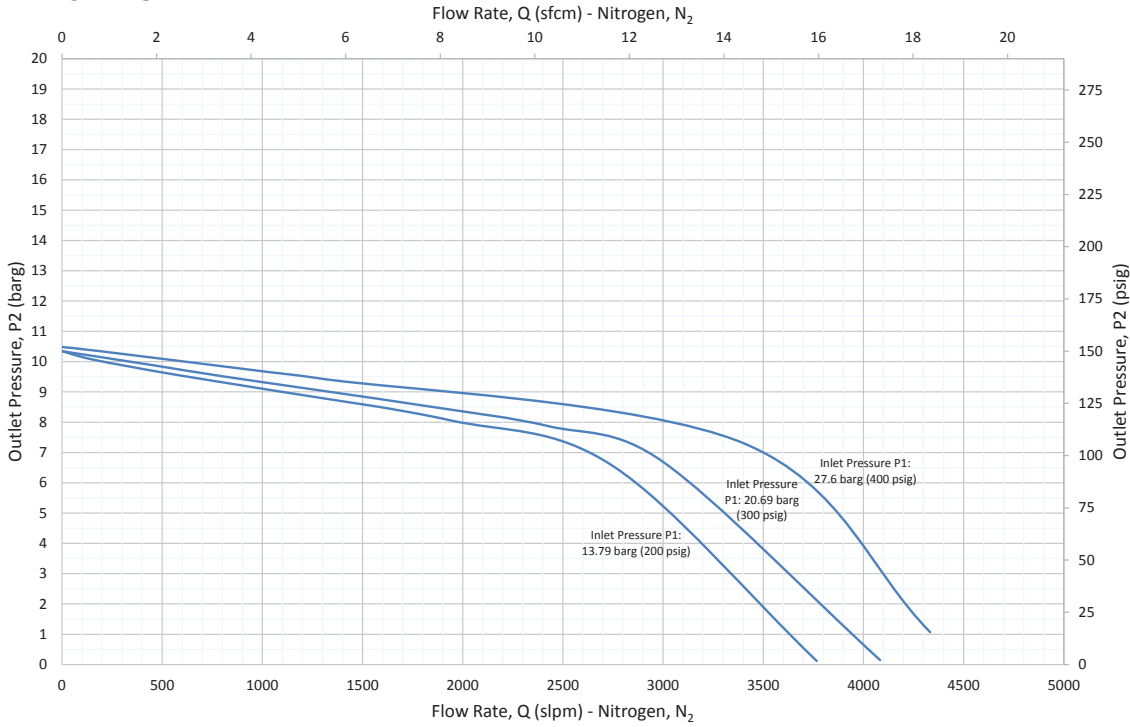
# MF210 Datasheet

MEDIUM-FLOW PRESSURE REGULATOR

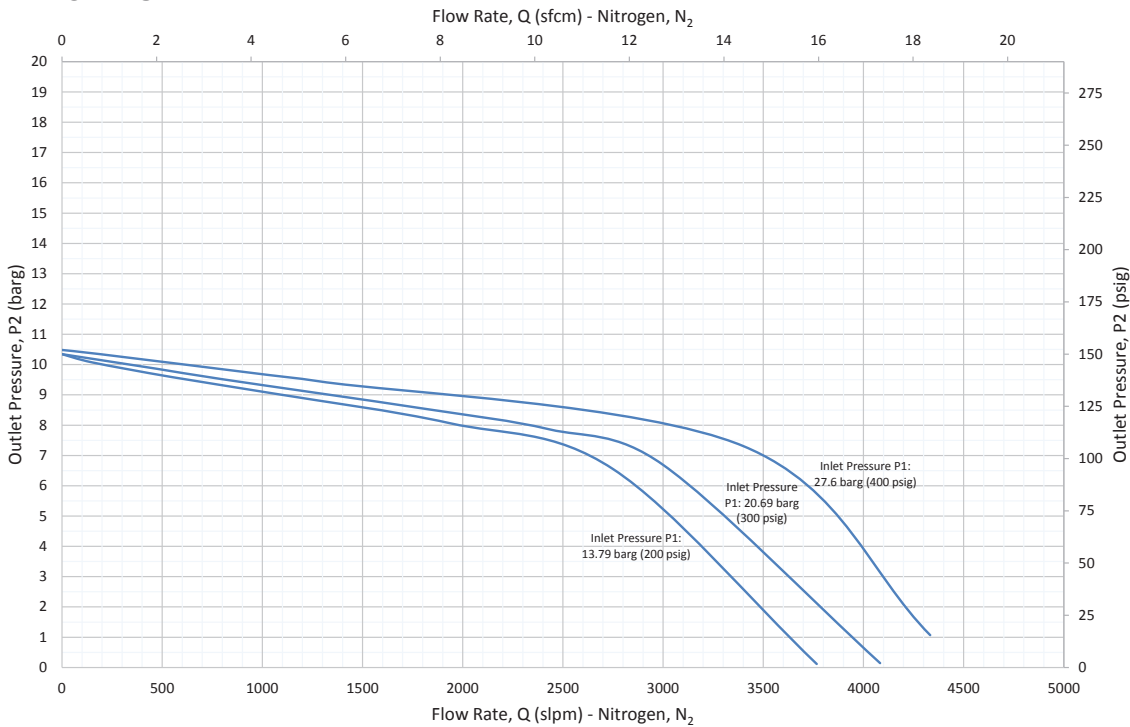


Gas  
  Liquid  
 |  
  Diaphragm  
  Piston  
 |  
  Self-Venting  
  Non-Venting  
 |  
 Max Inlet: 40 bar (580 psi)  
 |  
 Max Outlet: 10 bar (145 psi)  
 |  
 Cv 1.8

## FLOW CURVE - 1/2"



## FLOW CURVE - 1"



Product availability and specifications contained herein are subject to change without notice. Consult local distributor or factory for potential revisions and/or service related issues. Pressure Tech Ltd support with product selection recommendations only - it is the users responsibility to ensure the product is suitable for their specific application requirements.



DESIGNED AND BUILT IN THE UK

### PRESSURE TECH LTD

Unit 24, Graphite Way, Hadfield, Glossop, Derbyshire, UK, SK13 1QH  
 T +44 (0)1457 899 307  
 E info@pressure-tech.com  
 W www.pressure-tech.com

# MF210 Datasheet

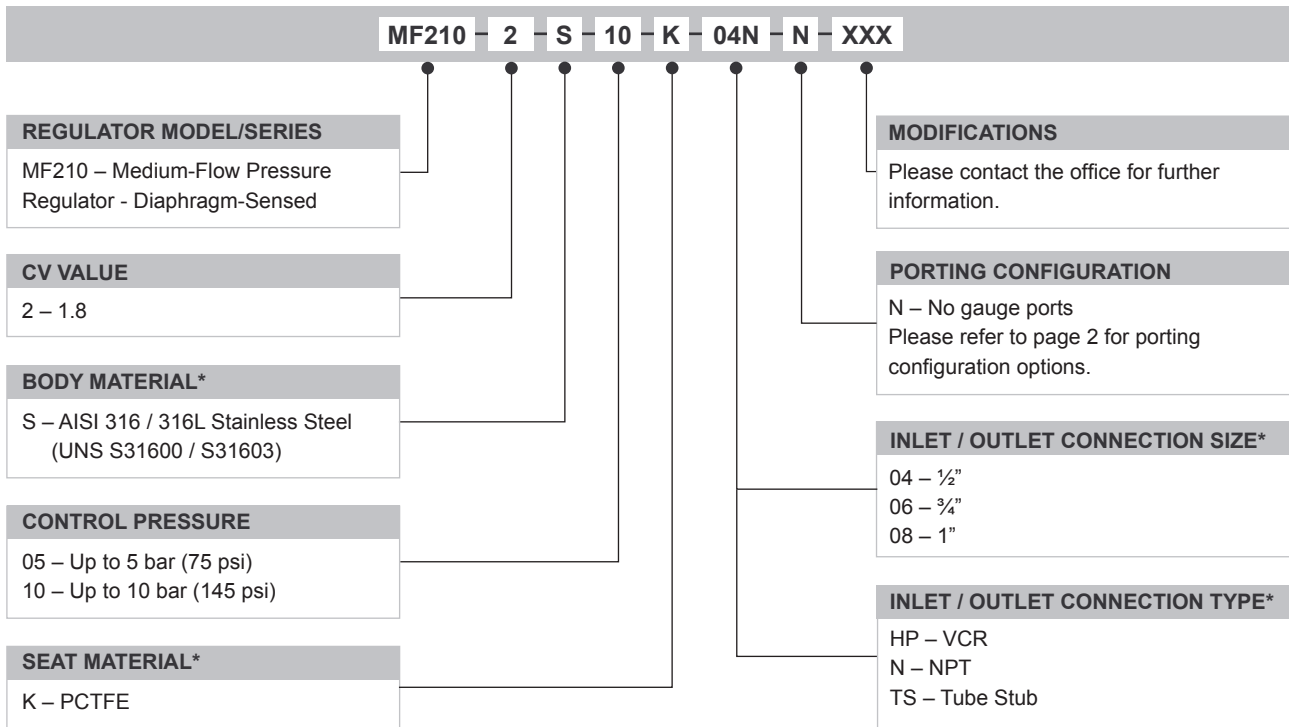
MEDIUM-FLOW PRESSURE REGULATOR



Gas  
  Liquid  
  Diaphragm  
  Piston  
  Self-Venting  
  Non-Venting  
 Max Inlet: 40 bar (580 psi)  
 Max Outlet: 10 bar (145 psi)  
 Cv 1.8

## ORDERING INFORMATION

To build a Pressure Tech part number, simply combine the characters identified below in sequence:



## OPTIONAL EXTRAS

	PART NUMBER	DESCRIPTION
Service Kit	SRK-MF210-2-U-K-R5	PCTFE seat

*Note:*  
Ancillary equipment also available

\* Other connections/materials may be available - please contact the office

Product availability and specifications contained herein are subject to change without notice. Consult local distributor or factory for potential revisions and/or service related issues. Pressure Tech Ltd support with product selection recommendations only - it is the users responsibility to ensure the product is suitable for their specific application requirements.



DESIGNED AND BUILT IN THE UK

**PRESSURE TECH LTD**  
 Unit 24, Graphite Way, Hadfield, Glossop, Derbyshire, UK, SK13 1QH  
 T +44 (0)1457 899 307  
 E info@pressure-tech.com  
 W www.pressure-tech.com

100119

PAGE:  
4 OF 4