

# M875 Datasheet

PRESSURE REGULATOR FOR  
HYDROGEN MOBILITY APPLICATIONS

● Gas ● Liquid | ● Diaphragm ● Piston | ● Self-Venting ● Non-Venting | Max Inlet: 875 bar (12,690 psi) | Max Outlet: 60 bar (870 psi) | Cv 0.5



## INTRODUCING THE M875...

The M875 introduces a modular design, allowing for customisable configurations tailored to suit unique system needs.

Using a first-stage pressure regulator, the M875 can be equipped with various manifold blocks to integrate components such as proportional valves, solenoid valves, pressure relief valves, purge valves, second stage pressure regulators and pressure transducers.

This adaptability makes it an ideal solution for a wide range of applications within the hydrogen mobility sector.

## SPECIFICATION

Max. Rated Inlet Pressure	875 bar (12,690 psi)
Outlet Ranges	Up to 60 bar (870 psi)
Design Proof Pressure	150% max. working pressure
Seat Leakage	In accordance with ANSI/FCI 70-3
Weight	2.4kg (5.3lbs)
Hydrogen Service Level	H35 or H70

## FEATURES AND BENEFITS

### 1 MODULAR DESIGN

Customisable to suit customer requirements.

### 2 COMPACT DESIGN

Perfect for when installation space is restricted.

### 3 BALANCED MAIN VALVE

For improved control across the pressure range.

### 4 INTEGRATED FILTRATION

Offers excellent protection to sensitive internal components.

## STANDARD MATERIALS OF CONSTRUCTION

PART	MATERIALS
Body and Bonnet	Aluminium 6082T6 (UNS A96082) or ASTM A479 316/316L Stainless Steel (UNS S31600/S31603)
Main Valve Pin	ASTM A479 316/316L Stainless Steel (UNS S31600/S31603)
Seat	Acetal (POM)
Valve Spring	Elgiloy® (UNS R30003)
Sensor	ASTM A479 316/316L Stainless Steel (UNS S31600/S31603)
O-Rings	Low Temperature FKM AED (Viton)
Filter	10 and 30 Microns

*Note:* Pressure regulator rating may be limited by connection type, Cv and/or seat material. Contact the office for specific pressure or temperature requirements.

Product availability and specifications contained herein are subject to change without notice. Consult local distributor or factory for potential revisions and/or service related issues. Pressure Tech Ltd support with product selection recommendations only - it is the users responsibility to ensure the product is suitable for their specific application requirements.



### PRESSURE TECH LTD

Unit 24, Graphite Way, Hadfield, Glossop, Derbyshire, UK, SK13 1QH

+44 (0)1457 899 307 | [sales@pressure-tech.com](mailto:sales@pressure-tech.com) | [www.pressure-tech.com](http://www.pressure-tech.com)

DESIGNED, MANUFACTURED AND BUILT IN THE UK

© 2024 Pressure Tech Ltd. All Rights Reserved.

301024

PAGE:  
1 OF 4

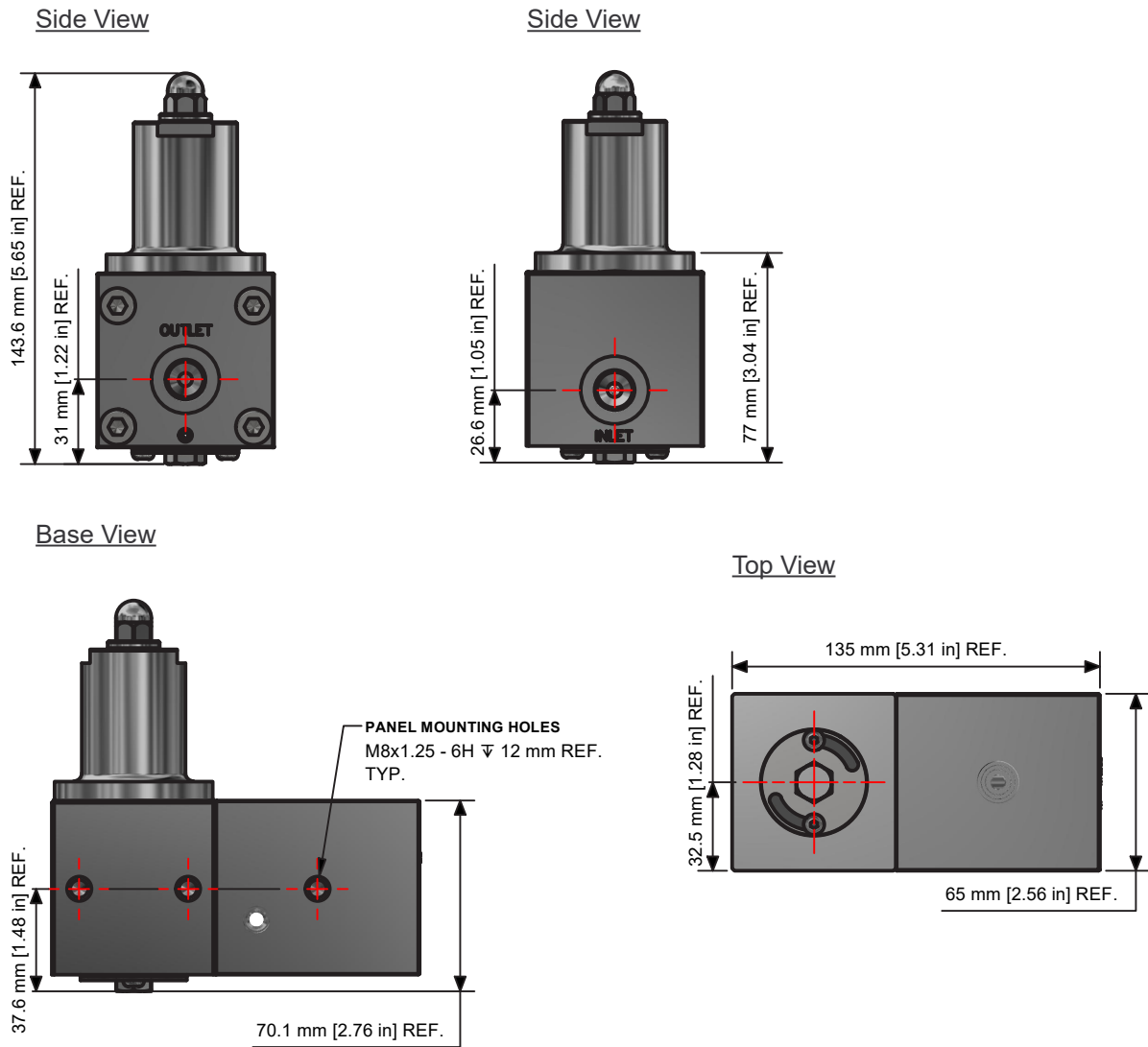
# M875 Datasheet

PRESSURE REGULATOR FOR  
HYDROGEN MOBILITY APPLICATIONS

● Gas ● Liquid | ● Diaphragm ● Piston | ● Self-Venting ● Non-Venting | Max Inlet: 875 bar (12,690 psi) | Max Outlet: 60 bar (870 psi) | Cv 0.5

## DRAWING AND INSTALLATION DIMENSIONS

Dimensions shown for standard configurations only – please contact the office for other options.



Product availability and specifications contained herein are subject to change without notice. Consult local distributor or factory for potential revisions and/or service related issues. Pressure Tech Ltd support with product selection recommendations only - it is the users responsibility to ensure the product is suitable for their specific application requirements.



### PRESSURE TECH LTD

Unit 24, Graphite Way, Hadfield, Glossop, Derbyshire, UK, SK13 1QH

+44 (0)1457 899 307 | [sales@pressure-tech.com](mailto:sales@pressure-tech.com) | [www.pressure-tech.com](http://www.pressure-tech.com)

DESIGNED, MANUFACTURED AND BUILT IN THE UK

© 2024 Pressure Tech Ltd. All Rights Reserved.

301024

PAGE:  
2 OF 4

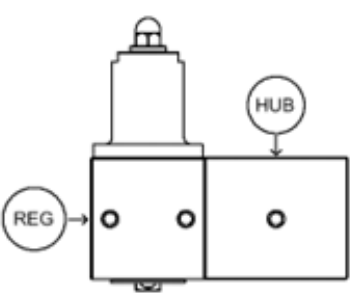
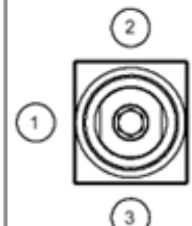
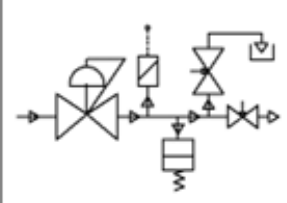
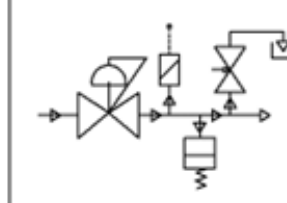
# M875 Datasheet

PRESSURE REGULATOR FOR  
HYDROGEN MOBILITY APPLICATIONS

Gas  
  Liquid  
  Diaphragm  
  Piston  
  Self-Venting  
  Non-Venting  
 Max Inlet: 875 bar (12,690 psi)  
 Max Outlet: 60 bar (870 psi)  
 Cv 0.5

## PORT POSITIONS

Use 'ORDERING INFORMATION' on page 4 to select connection size and type for each port position.

ASSEMBLY EXAMPLE	REGULATOR PORTING CONFIGURATIONS	HUB CONFIGURATION TYPE: H01	HUB CONFIGURATION TYPE: H02
			

Note: Other connection HUB configurations are available.

- 1. Inlet
- 2. Inlet
- 3. Inlet

## FLOW CURVE

Please contact the office for further information.

Product availability and specifications contained herein are subject to change without notice. Consult local distributor or factory for potential revisions and/or service related issues. Pressure Tech Ltd support with product selection recommendations only - it is the users responsibility to ensure the product is suitable for their specific application requirements.



### PRESSURE TECH LTD

Unit 24, Graphite Way, Hadfield, Glossop, Derbyshire, UK, SK13 1QH  
 +44 (0)1457 899 307 | [sales@pressure-tech.com](mailto:sales@pressure-tech.com) | [www.pressure-tech.com](http://www.pressure-tech.com)

DESIGNED, MANUFACTURED AND BUILT IN THE UK

© 2024 Pressure Tech Ltd. All Rights Reserved.

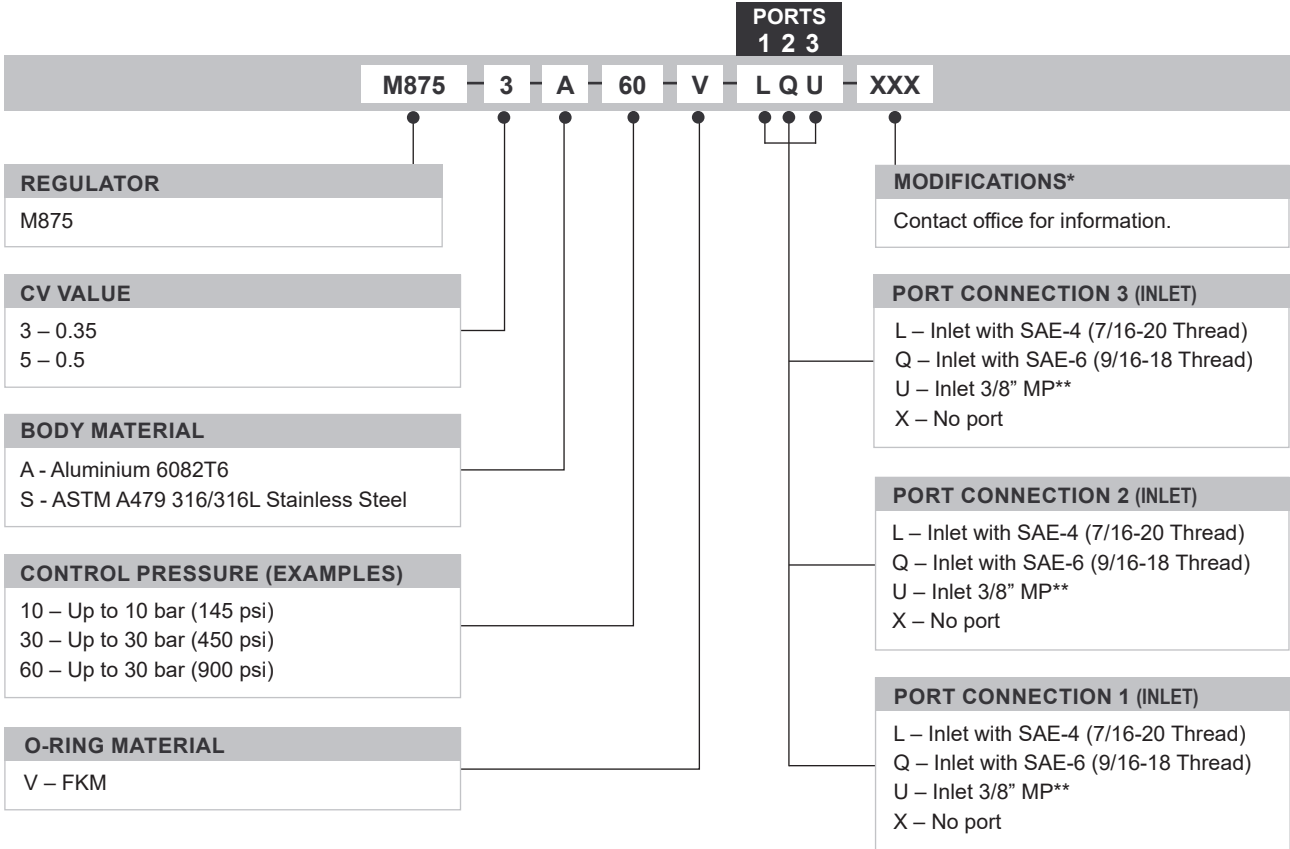
# M875 Datasheet

PRESSURE REGULATOR FOR  
HYDROGEN MOBILITY APPLICATIONS

Gas    Liquid   |    Diaphragm    Piston   |    Self-Venting    Non-Venting   |   Max Inlet: 875 bar (12,690 psi)   |   Max Outlet: 60 bar (870 psi)   |   Cv 0.5

## ORDERING INFORMATION

To build a Pressure Tech part number, simply combine the characters identified below in sequence:



## OPTIONAL EXTRAS

	PART NUMBER	DESCRIPTION
Service Kit	SRK-M875...	M875 service kit.

*Note:* Ancillary equipment also available

\* Where applicable

\*\* Only available with 316/316L stainless steel body material

Product availability and specifications contained herein are subject to change without notice. Consult local distributor or factory for potential revisions and/or service related issues. Pressure Tech Ltd support with product selection recommendations only - it is the users responsibility to ensure the product is suitable for their specific application requirements.



### PRESSURE TECH LTD

Unit 24, Graphite Way, Hadfield, Glossop, Derbyshire, UK, SK13 1QH  
+44 (0)1457 899 307 | [sales@pressure-tech.com](mailto:sales@pressure-tech.com) | [www.pressure-tech.com](http://www.pressure-tech.com)

DESIGNED, MANUFACTURED AND BUILT IN THE UK

© 2024 Pressure Tech Ltd. All Rights Reserved.